

# THE ROLE OF ARTIFICIAL INTELLIGENCE IN ENHANCING BUSINESS INNOVATION AND CREATIVITY IN THE COSMETICS INDUSTRY OF DUBAI

Khalil Ullah<sup>1\*</sup>, Retno Kusumastuti Hardjono<sup>2</sup>

<sup>1</sup>Department of Business Administration, Faculty of Administration Sciences, University of Indonesia, Indonesia, [khalilu304@gmail.com](mailto:khalilu304@gmail.com)

<sup>2</sup>Department of Business Administration, Faculty of Administration Sciences, University of Indonesia, Indonesia, [r.kusumastuti@ui.a.id](mailto:r.kusumastuti@ui.a.id)

\*Correspondent author

## Abstract

The role that artificial intelligence can play in enhancing business innovation and creativity in the cosmetic industry in Dubai is considered. Amongst many key factual problems faced by this industry, there is personalization, supply chain optimization, formulation of products, marketing, and branding—issues that remain ethical and private. The conceptual problems addressed are related to the balance between creativity and automation, data quality, and bias, interdisciplinary collaboration, and change management. It aims to understand how AI-powered solutions can contribute to addressing these challenges and serve as a driver of innovation in the cosmetics sector of Dubai. This paper considers previous related literature about AI applications in multiple business functions and some conceptual framework that links AI to creativity and innovation. In this regard, a mixed-method approach will utilize questionnaires, interviews, and case studies to analyze the interlinkages between AI adoption, AI capabilities, data-driven decision making, and cognitive augmentation as they influence firm innovation and creativity. The research is likely to be of benefit to Dubai Cosmetics Firms with critical insights; at the same time, it will complement existing literature on how emerging technologies can help instill innovation in business activity.

## Keywords

Artificial Intelligence; Business Innovation; Cosmetics Industry; Creativity; Dubai

## INTRODUCTION

Dubai's cosmetics industry faces challenges in creativity and innovation due to insufficient funding, limited data availability, and cognitive decision-making limitations. To overcome these challenges, businesses need to adopt data-driven strategies and innovative technologies, such as data analytics and artificial intelligence, to enhance decision-making and drive innovation. AI can help create personalized customer experiences, optimize supply chains, formulate new cosmetic formulations, and improve marketing and branding. However, there are moral dilemmas regarding privacy and data collection, and balancing creativity with automation is crucial (UAE Cosmetic Products Market Insights, 2024.)

Data quality and bias are also important considerations, as AI is trained on data. Interdisciplinary collaboration between subject matter expertise, marketing, and technology is necessary for successful AI implementation. Change management is also necessary for organizations to transition from traditional methods to information-based management.

This study focuses on the cosmetics industry in Dubai, examining how AI can benefit creativity and innovation in the industry, considering changes in customer preferences and market dynamics. It also explores how AI technologies, recommendation engines, augmented reality, and natural language processing are advancing user experience and personalization in the industry. Future trends and applications of AI in the cosmetics industry, such as conversational and generative AI, could provide valuable insights into the future growth of the Dubai cosmetics industry.

Artificial intelligence (AI) is increasingly important in various industries due to its numerous benefits. It enhances business efficiency and optimization by processing large amounts of data, automating processes, and providing projections of future events. AI has also improved customer experience by offering 24/7 customer support and faster response rates. AI also supports strategic initiatives by predicting or classifying data for better business decisions.

Artificial intelligence for IT operations (AIOps) combines natural language processing with AI and machine learning to improve IT operations and service management. AI tools help marketing teams design targeted marketing campaigns, increasing productivity and customer relationships. Cybersecurity and fraud management are another area where AI is utilized, identifying fraudulent behavior to prevent losses.

AI's game-changing prowess in business functions includes content creation, chatGPT, and other AI technologies used in producing website content in foreign languages. Research models show that AI systems must accurately understand and adjust to customer preferences. AI in the skincare cosmetic sector has been studied, highlighting potential biases within modern ML technologies.

Artificial intelligence is also being applied in the beauty and cosmetics industries, such as natural language processing, augmented reality, virtual mirrors, and recommendation engines. AI can not

only boost creativity and innovation but also promote ethical and moral considerations in the industry.

Indonesian context is crucial in understanding how AI can drive corporate creativity and innovation in the Indonesian cosmetics industry. Future studies should focus on the Indonesian context and include information from sources found in Indonesia to ensure a thorough understanding of how AI can support creativity and innovation in the industry (*STATEMENT: Indonesia Submits New 2030 Climate Targets and First Long-Term Climate Strategy, 2023.*)

This paper explores the potential of artificial intelligence (AI) in driving business innovation and creativity in the Dubai cosmetics industry. It aims to understand how AI can handle various challenges faced by cosmetic companies in Dubai and how AI can help them maintain their competitive edge. The research questions include the effect of AI use on creativity and innovation in the Dubai cosmetics industry, and the hypothesis development that AI adoption positively influences creativity in businesses (Janssens et al., 2021).

The hypothesis states that higher AI adoption levels will lead to a rise in the quantity, originality, and uniqueness of new ideas, as well as higher AI capabilities. This will also lead to increased revenue from new inventions, more new products and services, and a shorter time to market for innovative solutions.

AI capabilities will also positively influence business innovation, as businesses will launch more new goods and services, increase revenue from inventions, and shorten the time it takes for new products to reach the market. Creativity mediates the relationship between AI adoption and business innovation, and human-AI collaboration moderates the relationship between AI skills and creativity (What Is AIOps?, 2023) .

The research aims to analyze the impact of artificial intelligence (AI) on creativity and innovation in Dubai's cosmetics industry. It will focus on the specific context of Dubai, its growing environmental consciousness, and the potential of AI to transform the industry. The study will expand our understanding of AI's potential impact on various businesses by examining its consequences.

The practical implications of the project include equipping cosmetics companies with knowledge to make informed decisions about using AI in their innovation processes. By explaining the consequences of AI on corporate innovation and creativity to legislators and industry professionals, the research hopes to influence business practices and laws related to AI use.

The study will contribute to the literature by understanding the potential impact of human-AI cooperation on many enterprises beyond the cosmetics industry. A methodical approach will be used to address the research questions and objectives, based on AI capabilities, data-driven decision-making, cognitive enhancement, ethical considerations, and human-AI interaction.

AI is being used in the cosmetics industry to improve customer experiences, streamline processes, and personalize goods and services. It is at the forefront of innovation, offering an endless possibility for developing customized and unique beauty solutions. AI can be used by cosmetics companies to evaluate massive amounts of data to understand consumer trends and preferences, ultimately changing how products are made and marketed (Habib et al., 2024).

Dubai's culture encourages innovation and teamwork, providing businesses with a unique opportunity to test and perfect AI-driven beauty products in a vibrant market. The combination of pigments and pixels is transforming the market and providing a wide range of options for customized cosmetic items (Soori et al., 2023).

### **LITERATURE REVIEW**

This review focuses on the scrape of AI in business model innovation under perspectives of sustainable development. The core of the study relies on previous research articles, which argue for a clear perspective of business structures to support innovation in developing sustainable business models (Haan, 2023).. The research also highlights the implications of digitalization for business model innovation, the importance of aligning various open innovation strategies with certain facets of business models, and the potential use of AI from the perspective of sustainable business models (Oltmann, 2016)

This has therefore been included in the review on studies that reflect innovation and entrepreneurship, with the AI capacity for co-evolutionary processes and feedback loops leading to the development of new venture feasibility via business models. The review of studies that assess social factors that come in between the creativity and entrepreneurship of cities in the USA (Vaio et al., 2020).

The permeation of AI capabilities has transformed the nature of innovation and entrepreneurship, opening up new opportunities but also introducing new challenges. For example, the research indicates the possibility that AI skills can enhance product innovation performance in extremely competitive settings. (Teece, 2010).

One must understand the processes of indigenous entrepreneurship in India and how it impacts innovation. Thus, there should be more research conducted on how AI fosters open innovation and cross-sectoral cooperation. In general, the review needs to be further investigated with the scope through which AI can foster innovation and entrepreneurship in different sectors and businesses (Evans et al , 2017).

Diversity and innovation on female boards are positively related to business performance in other sectors similarly based on innovations. Female board participation has a positive relationship with corporate innovation and business success thus proving diversity as a key player in leadership. The ludic drive is similarly highly interrelated with gamification, AI, and creativity. The fusion of AI and

gamification makes for an exciting point of convergence for creative development since new solutions can be created by marrying the analytical and cognitive abilities of AI with a natural motivation for play and game-like experiences by (Rachinger et al., 2019).

AI gains huge importance in the promotion of company innovation and change initiatives. Research indicates that firms are using AI more to optimize processes, increase automation, interact with people, and learn and/or disrupt the ecosystem, thereby enhancing increased business value of their transformed projects. However, there are still important knowledge gaps; thus, many areas require more research. More empirical research is needed to study the impacts of AI on various aspects concerning the innovation of companies, such as customer interfacing, product creation, and the type of Marketing strategies used (Evans et al , 2017).

Also, research should provide in-depth research on possible challenges and limitations that may arise from the use of AI technologies in corporate innovation, such as ethical concerns, data privacy matters, and the nature of interactions with AI as being used to drive business innovation with the cutting edge as it evolves further. Endless possibilities will likely need to be researched in terms of just how AI is being used to drive business innovation at the cutting edge while it continues to evolve in these coming years (Saebi & Foss, 2015)

Real-world implementations of AI are also important because AI technologies can create a competitive advantage and help to solve real business problems. This review enhances our conceptualization of how AI will shape the future of business by applying knowledge gaps and ways to investigate new uses of AI in business innovation (Nosratabadi et al., 2019)

The paper presents an analysis on AI technologies and their potential application in business but, first and foremost, their implications for creativity and innovation at work. The paper identifies the patterns of AI adoption nowadays and gives some early insights on future advancements in this field. From a business perspective, the analysis also reveals future changes in working patterns and employees' composition that will be brought about by AI technologies – vital information for businesses for optimizing their AI technologies in the most appropriate way Valkokari (2016)

The potential that artificial intelligence (AI) technologies have to change the face of nearly all sectors has been given much attention only in the current year. This paper investigates how AI affects and relates to corporate creativity and innovation, drawing on knowledge from other disciplines. Previous research on AI with respect to business functionalities spoke of automation, decision-making, and better consumer experiences. However, this study is particularly interested in how AI can support corporate innovation and creativity, drawing on knowledge from other disciplines (Chen & Bellavitis, 2019)

Future work should, therefore, try to understand many aspects surrounding the boomerang relationship among AI, creativity, and diversity in leadership, as well as AI's potential role in business model innovation to drive innovation and foster entrepreneurship. The theoretical

underpinning of the current research is on numerous ideas and theories of organizational behavior, innovation management, and AI (Richter, 2013).

Artificial intelligence: computer systems developed with AI predictive analytics, computer vision, natural language processing, machine learning etc. Creativity and Innovation are core in an organization towards the expansion and towards maintaining competitiveness. Hence future research should be capable of filling in the knowledge gaps and providing possible ways towards investigating how AI can foster creativity and innovation in different industries (Kiel et al., 2017)

The paper at hand centers on the implications of increased AI capabilities in businesses focusing on creativity and innovation. Specifically, the research aims to ascertain the hypothesis that AI adoption predicts an increase in creativity and elaborates on the mediating and moderating roles that respective creativity and human-AI collaboration play in these relationships. Information will be collected that concerns the adoption of AI, creative indicators, and metrics for originality and novelty of ideas (Sjödin et al., 2021).

It will also consider the relationship that exists between AI capabilities and business innovation such that the proposed hypothesis shall always be upheld if the coefficient for AI adoption is positive and of statistical significance.

It will instead carry out the relationship of the capability of AI and business innovation. In the data collected, there will be the inclusion of AI skill data, creativity markers, and metrics for concept novelty and uniqueness (Wamba-Taguimdje et al., 2020). Mediation analysis will be carried out with regards to testing of the hypothesis, where the dependent variable will be creativity and the independent variable process, AI (George et al., 2012).

The study shall also perform a test moderation analysis on the hypothesis. The results will be subsequently analyzed using regression analysis, with AI being an independent variable, creativity as a dependent variable, and human-AI collaboration as a moderator, (Füller et al., 2022).

To make the concepts of the research model operational, some specific measures and indicators need to be identified, such as adoption of AI, AI capabilities, data-driven decision-making, and cognitive augmentation, besides the control variables: industrial sector, business size, and organizational culture.

The Pearson correlation coefficient will be applied to test the correlation between variables. All coefficients lie between 0 and 1, with -1 denoting a perfect negative correlation and 1 a perfect positive correlation. The current study is expected to provide essential contributions to the possible advantages of AI in promoting creativity and innovation in an organization (Chen et al., 2015).

## **METHODS**

Hence, the current study is grounded on the premise of examining the impetus of AI on innovations and creativity in the Dubai cosmetics sector. The data will be collected from a sample through a mix of methodologies that include individuals from the cosmetics field who are based in Dubai, such as managers, executives, and workers (Hassan, 2023). The researcher shall then analyze the data through descriptive statistics, correlation and regression analysis, and other such quantitative methods that shall aid in the examination of the relationship between certain variables to test their research hypotheses.

The paper will therefore research the probable benefits and challenges that AI implementation may bring to the cosmetics industry within Dubai, centering on driving creativity and innovation in product development and marketing strategies. Furthermore, recommendations will be made on how AI can be leveraged effectively in this implementation.

The study population is people working in the cosmetics business in Dubai, making it the first of its kind to investigate how the various backgrounds may influence the adoption of AI technologies for this population. Previous stints at Unilever and P&G have further contributed to understanding the industry and, hence, assist in the data collection process. The kind of relationship that a researcher has with the industry parties involved is likely to help in providing new insights, and hence, key stakeholders may be more easily available for further data collection and analysis.

In this regard, the sample that has been obtained for the study includes the key cosmetic firms in Dubai like Huda Beauty LLC, The Estée Lauder Companies, Unilever Plc, Shiseido Company, Ltd., and Anastasia Beverly Hills, LLC. In addition, the prior conducting of interviews with several key personnel shed light on how AI enhances innovation and creativity in this industry. The following avenues have been examined: surveys, analysis of data, industry papers, case studies, and other related publications.

The research proposal indicates that the study will draw 108 individuals working in the cosmetics industry in Dubai. The population for this study is people employed in the cosmetics business in Dubai. This population was chosen for the simple reason that Dubai is a very competitive and dynamic business environment, and as a result, it would make an ideal location for testing how artificial intelligence is affecting creativity and innovation in makeup studios.

This study combines both purposive and convenient sampling techniques in selecting participants for the research. For the case of purposive sampling, it focusses on identifying individuals who are working within the cosmetic industry in Dubai and who have invested in AI. Researchers identified those managers, executives, and workers who are involved in innovations and creative processes within these companies. Such a methodology will draw valuable insights on the influence of AI on the future Dubai cosmetic market and provide practical recommendations for firms that would like to adopt AI technologies.

Here, convenience sampling focuses on those people who are easily accessible and available in order to provide an in-depth and diversified look at the topic. The criteria for inclusion will be well set by the researcher to ensure that the sample includes the people relevant to the goals of the study to render insightful opinions on the subject.

Data analysis involves using analytical techniques to test the given hypotheses, derive findings, and investigate the relationship between variables. Thematic analysis ought to be applied in the identification of patterns, themes, and codes. Additionally, business case studies on how effectively AI has been used for instilling creativity and innovation can also be performed to identify the tactics, methods, and impacts that go along with the use of AI. The ethical analysis conducted under the most popular ethical frameworks and standards to expose possible conundrums and suggest methods of making AI ethical and responsible. Comparative analysis will evaluate the practices, outcomes, and challenges faced by companies of different sizes or from different industries.

The study is aimed at establishing if and how the use of AI in the cosmetic sector in Dubai has any impact on the innovation and creativity of firms. The reliability of the constructs will be tested through measures such as Cronbach's alpha, test-retest reliability, content validity, construct validity, and criteria validity.

The study population will therefore be drawn from top-rated firms like Huda Beauty LLC, The Estée Lauder Companies, Unilever Plc, Shiseido Company, Ltd., and Anastasia Beverly Hills, LLC. Data triangulation techniques will make use of the credo of interviews, surveys, and secondary data, in order to enhance the validity and credibility of the findings.

The research will be heading towards the adoption of AI, AI capabilities, data-driven decision making, cognitive augmentation, company innovation, creativity, and control variables, which would include industrial sector, business size, and the organizational culture. The independent variables from the research would comprise the adoption of AI and AI Capabilities, while the dependent variables shall be the increase in firm innovation, creativity, and control factors.

The study for this research comprises the independent variables such as AI adoption, AI capabilities, firm innovation, and control factors like an industrial sector, business size, and organizational culture. The grading system will apply to gauge the adoption and capability of AI within the study, and controlling will be made in the industrial sector, business size, and organizational culture to handle, to maintain a tap over AI adoption and potential for innovation in a firm.



**RESULT AND DISCUSSION**

**Hypotheses Testing:**

**H1: AI adoption positively influences creativity in businesses**

Testing the Hypothesis: To do so, I will operate with the concept of multiple regression analysis, where "Impact\_on\_creativity" will be the dependent variable and variables regarding AI adoption, for example, "AI\_in\_business" and "AI\_utilization", will act as independent variables.

**Table 1 regression coefficients and their statistically significant effect of AI adoption on creativity**

Model Summary

Model	R	R Square	Adjusted R Square	Std. Error of the Estimate
1	.258a	.067	.049	.563

a. Predictors: (Constant), AI\_in\_business, AI\_utilization

The model's R-squared value of 0.067 indicates that independent variables explain 6.7% of the variation in the dependent variable. At 0.049, the adjusted R-squared measure points to a minimal model fit change, with standard error equating to 0.563.

**Table 2 AI adoption positively influences creativity in businesses ANOVA**

Model		Sum of Squares	Df	Mean Square	F	Sig.
1	Regression	2.379	2	1.189	3.753	.027b
	Residual	33.279	105	.317		
	Total	35.657	107			

a. Dependent Variable: Impact\_on\_creativity

b. Predictors: (Constant), AI\_in\_business, AI\_utilization

The ANOVA table shows the statistical significance of the model, where the F-statistic is 3.753 with a p-value of 0.027. From the table parameters, this leads to the consideration that there is a significant linear relationship between the independent variables and the dependent variable.

**Table 3 AI adoption positively influences creativity in businesses Coefficients**

Model		Unstandardized Coefficients		Standardized Coefficients	t	Sig.
		B	Std. Error	Beta		
1	(Constant)	4.701	.368		12.760	<.001
	AI_utilization	-.184	.067	-.263	-2.738	.007
	AI_in_business	.055	.094	.057	.590	.556

a. Dependent Variable: Impact\_on\_creativity

The regression model indicates that, while AI utilization has a negative impact on creativity, AI in business does not have a significant effect. The R-squared value for the model is 0.067, which means that it explains 6.7% of the variation in the dependent variable. According to the ANOVA table, the model is significant with a p-value of 0.027. However, from the coaxial for AI utilization variables on column "Impact\_on\_creativity," it is 0.055, meaning that the main reasons for its effect on creativity are not covered.

**H2: AI capabilities positively affect creativity in businesses**

This would also be tested through multiple regression analyses, with "Impact\_on\_creativity" as the dependent variable and independent variables representing the capabilities of AI in enhancing creativity, such as "AI\_enhance\_innovation" and "AI\_contribute\_creativity".

**Table 4 AI capability indicators have a positive and significant relationship with creativity**

Model Summary

Model	R	R Square	Adjusted R Square	Std. Error of the Estimate
1	.777a	.604	.600	.365

- a. Predictors: (Constant), AI\_contribute\_creativity
- b. Dependent Variable: Impact\_on\_creativity

The model presents an R-squared value of 0.604, thereby depicting that AI explains 60.4 percent of the variation in the dependent variable, while the adjusted R-squared value comes to be 0.600 with a standard error of 0.365.

**Table 5 AI capability indicators have a positive and significant relationship with creativity ANOVA**

Model		Sum of Squares	Df	Mean Square	F	Sig.
1	Regression	21.539	1	21.539	161.712	<.001b
	Residual	14.119	106	.133		
	Total	35.657	107			

- a. Dependent Variable: Impact\_on\_creativity
- b. Predictors: (Constant), AI\_contribute\_creativity

The ANOVA table returns that there is a strong, significant relationship between the independent variable "AI\_contribute\_creativity" and the dependent variable "Impact\_on\_creativity", with 1 degree of freedom in the numerator and 106 degrees in the denominator.

**Table 5 AI capability indicators have a positive and significant relationship with creativity Coefficients**

Model		Unstandardized Coefficients		Standardized Coefficients	t	Sig.
		B	Std. Error	Beta		
1	(Constant)	.675	.289		2.334	.021
	AI_contribute_creativity	.839	.066	.777	12.717	<.001

- a. Dependent Variable: Impact\_on\_creativity

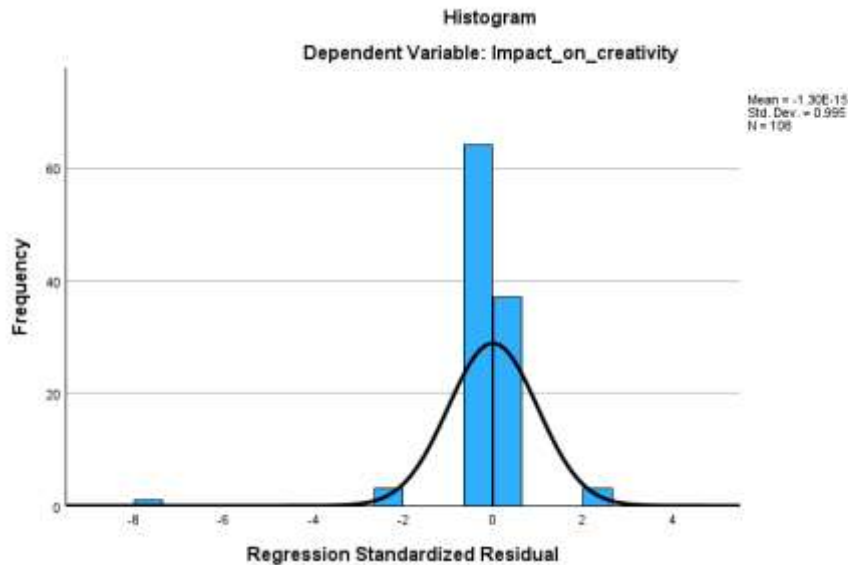
The results return a highly significant correlation of increasing AI\_contribute\_creativity with an increase in the "Impact\_on\_creativity" variable, wherein the statistical significance of unstandardized and standardized coefficients is at  $p < 0.001$ .

**Table 6 AI capability indicators have a positive and significant relationship with creativity Residuals Statisticsa**

	Minimum	Maximum	Mean	Std. Deviation	N
Predicted Value	3.19	4.87	4.32	.449	108
Residual	-2.868	.971	.000	.363	108
Std. Predicted Value	-2.527	1.211	.000	1.000	108
Std. Residual	-7.857	2.661	.000	.995	108

a. Dependent Variable:

The research finds that AI causes 60% of the total variance, an F-statistic of 161.712 that is statistically significant and indicates an increase of 0.839 in creativity impact.



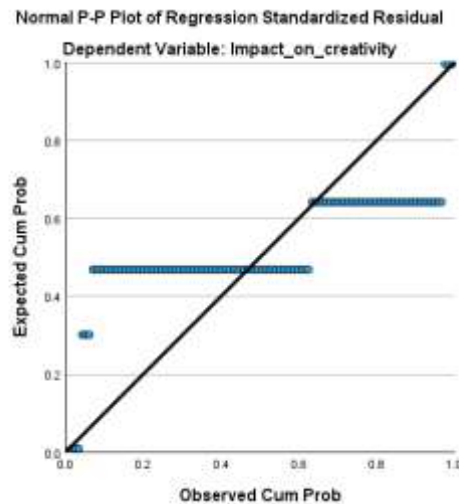
**Figure 1 the independent variable, 'AI\_contribute\_creativity', may affect the dependent variable 'Impact\_on\_creativity'.**

The histogram will depict a normal distribution since it's in the shape of a perfect bell-shaped curve. This is important for one of the assumptions for regression analysis: that the residuals are normally distributed.

This mean value is near zero, indicating desirability since it means that the model is, on average, correctly predicting the dependent variable.

It informs about the spread, or variability, of the residuals around the mean. The standard deviation is about 0.995.

There are some outliers at the tail-ends of the distribution, with some residuals quite outside the normal range. These outliers perhaps should be looked at to see if they are peculiar points of data that may have some bearing on the model.



**Figure 2 Normal P-P Plot Impact of Creativity**

The points lie very close to the diagonal reference line, showing that residuals are actually very close to the normal distribution. This verifies that the assumption of normality for the regression analysis is met.

There are no major deviations or outliers from the diagonal line, further supporting the conclusion that residuals are normally distributed.

This can be seen through the linear trend of the plotted points, indicating a strong linear relationship between the observed cumulative probabilities and the expected cumulative probabilities under the normal distribution.

H3: AI adoption positively impacts business innovation.

Testing this, I will implement multiple regression analysis where the dependent variable will be the "Impact\_on\_innovation" column while independent variables are those on AI adoption.

I will check the regression coefficients to determine if AI adoption has a positive effect on business innovation.

**Table 7 AI adoption has a positive effect on business innovation.**

Model Summary

Model	R	R Square	Adjusted R Square	Std. Error of the Estimate
1	.817a	.667	.661	.464

a. Predictors: (Constant), AI\_in\_business, AI\_utilization

b. Dependent Variable: Impact\_on\_innovation

The model explains a strong predictive relationship of its R-squared value of 0.667, which is associated with an interpretation that states the "AI\_in\_business" and "AI\_utilization" variables explain 66.7% of variation in the dependent variables.

**Table 8 AI adoption has a positive effect on business innovation.**

ANOVA

	Model	Sum of Squares	Df	Mean Square	F	Sig.
1	Regression	45.277	2	22.638	105.294	<.001b
	Residual	22.575	105	.215		
	Total	67.852	107			

a. Dependent Variable: Impact\_on\_innovation

b. Predictors: (Constant), AI\_in\_business, AI\_utilization

The significance values in the ANOVA table prove a highly significant regression model, indicating that there is a quite strong and significant relationship between the independent variables "AI\_in\_business" and "AI\_utilization" on the dependent variable "Impact\_on\_innovation."

**Table 9 AI adoption has a positive effect on business innovation Coefficients**

Model	Unstandardized Coefficients		Standardized Coefficients	t	Sig.	
	B	Std. Error	Beta			
1	(Constant)	1.486	.303		4.898	<.001
	AI_utilization	.785	.055	.813	14.198	<.001
	AI_in_business	.024	.077	.018	.316	.753

a. Dependent Variable: Impact\_on\_innovation

Results show there is a significantly positive relationship between AI usage and innovations impact: a 0.785-unit increase in AI usage with a 0.813 standard deviation increase in innovative impact; there is, however, no such relationship in relation to AI usage in business.

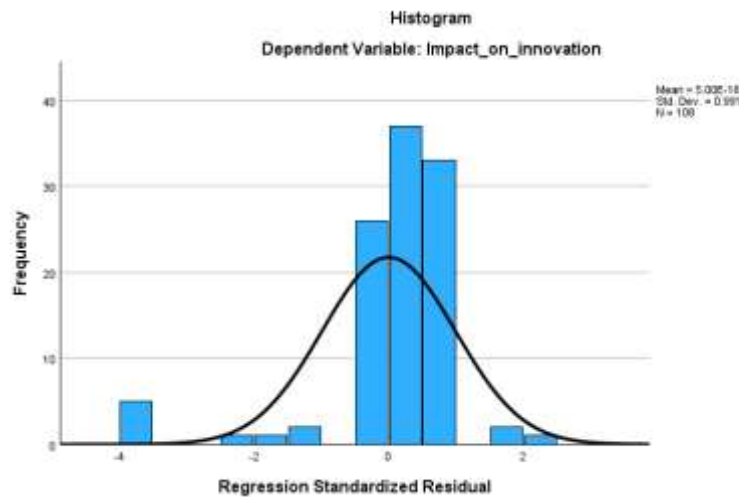
**Table 10 AI adoption has a positive effect on business innovation Residuals Statistics**

	Minimum	Maximum	Mean	Std. Deviation	N
Predicted Value	3.13	5.48	4.04	.650	108
Residual	-1.746	1.063	.000	.459	108

Std. Predicted Value	-1.397	2.221	.000	1.000	108
Std. Residual	-3.766	2.292	.000	.991	108

a. Dependent Variable: Impact\_on\_innovation

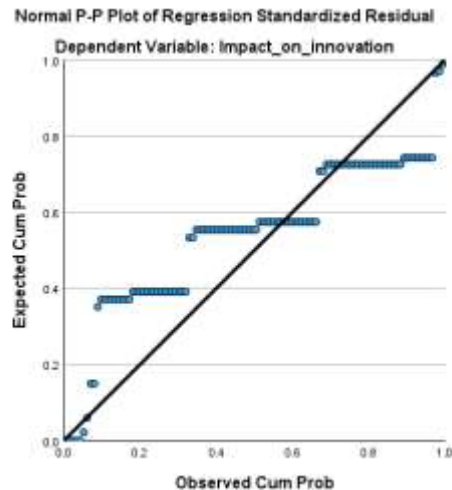
It predicts values, residuals, standardized values, and residuals with different degrees of accuracy, with a mean of 4.04, a standard deviation of 0.650, and a maximum of 5.48. This paper assesses the impact of AI in business on innovation and finds out that 67 per cent of variance is due to the utilization of AI. Based on this regression equation, when AI utilization goes up by one unit, then its impact on innovation will go up by 0.785; however, no significant relationship was found.



**Figure 3** dependent variable 'Impact\_on\_innovation' are attributed to two independent variables: 'AI\_in\_business' and 'AI\_utilization'

The histogram is bell-shaped, showing that the residuals are normally distributed. This is important for the validity of the regression model. It is desirable that the mean value of the residuals be close to zero, for this would indicate that the model generally is predicting the dependent variable correctly. It tells about the spread or variability of the residuals around the mean; here, the standard deviation of the residuals comes to be about 0.991.

There are some clear outliers in the tails of the distribution. Some of the residuals clearly fall outside the normal range. Those outliers might be interesting to explore unusual data points that could influence the model.



**Figure 4** dependent variable 'Impact\_on\_innovation' are attributed to two independent variables: 'AI\_in\_business' and 'AI utilization' Normal P-P

This plot indicates that the points very closely follow the diagonal reference line, showing how well the residuals are normally distributed. This suggests extremely robust evidence that the test of normality presupposition is met. There are no large deviations or outliers from the diagonal to suggest otherwise; therefore, it further confirms the fit of residuals to a normal distribution.

The plotted points form a straight line, indicating a strong linear relationship between the observed cumulative probabilities and the expected cumulative probabilities under the normal distribution.

In general, this Normal P-P Plot shows that the residuals resulting from the regression model are normally distributed. This assumption is important to be verified so that statistical inferences drawn from the analysis can be considered reliable and valid.

The fact that the points lie very very close to the diagonal line instills a high level of confidence in the appropriateness and strength of the regression model. This puts more credence in the insights and conclusions derived from the analysis.

#### **H4: AI capabilities positively influence business innovation**

In this hypothesis, I will apply multiple regression, where the "Impact\_on\_innovation" column will be the dependent variable, while the AI capability variables will be the independent variables.

I will establish whether the indicators of AI capability are positively and significantly related to business innovation.

**Model Summary**

**Table 11 AI capabilities are positively and significantly related to business innovation.**

Model	R	R Square	Adjusted R Square	Std. Error of the Estimate
1	.079a	.006	-.003	.798

a. Predictors: (Constant), AI\_contribute\_creativity

b. Dependent Variable: Impact\_on\_innovation

The model R-squared value of 0.006 indicates that independent variable "AI\_contribute\_creativity" only explains .6% of dependent variable variation, with an Adjusted R-squared of -0.003 and a std. error of 0.798 units.

**Table 12 AI capabilities are positively and significantly related to business innovation ANOVA**

Model	Sum of Squares	Df	Mean Square	F	Sig.
1 Regression	.421	1	.421	.662	.418b
Residual	67.430	106	.636		
Total	67.852	107			

a. Dependent Variable: Impact\_on\_innovation

b. Predictors: (Constant), AI\_contribute\_creativity

The ANOVA table shows that, in general, the regression model is not significant: F-statistic = 0.662; p-value = 0.418. This means that according to this model, the independent variable "AI\_contribute\_creativity" does not have any statistically significant relationship with the dependent variable "Impact\_on\_innovation". Model 1 has 1 degree of freedom in the numerator and 106 in the denominator.

**Table 13 AI capabilities are positively and significantly related to business innovation Coefficients**

Model	Unstandardized Coefficients		Standardized Coefficients	T	Sig.
	B	Std. Error	Beta		
1 (Constant)	3.527	.632		5.581	<.001
AI_contribute_creativity	.117	.144	.079	.814	.418

a. Dependent Variable: Impact\_on\_innovation

The coefficient for AI\_contribute\_creativity is 0.117, so one more unit of "AI\_contribute\_creativity" is associated with a 0.117 unit increase in the factor "Impact\_on\_innovation," all other things held constant. Meanwhile, the standardized regression coefficient, Beta, for "AI\_contribute\_creativity" equaled only 0.079, while the p-value of 0.418



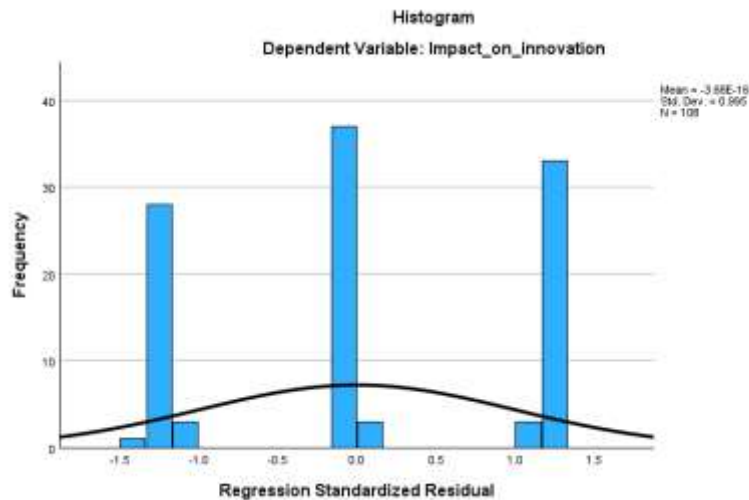
means that this relationship is not statistically significant. The value of the intercept, or the constant term, is 3.527 and may be interpreted as the predicted value of "Impact\_on\_innovation" when AI\_contribute\_creativity is zero.

**Table 14 AI capabilities are positively and significantly related to business innovation Residuals Statisticsa**

	Minimum	Maximum	Mean	Std. Deviation	N
Predicted Value	3.88	4.11	4.04	.063	108
Residual	-1.113	1.004	.000	.794	108
Std. Predicted Value	-2.527	1.211	.000	1.000	108
Std. Residual	-1.396	1.259	.000	.995	108

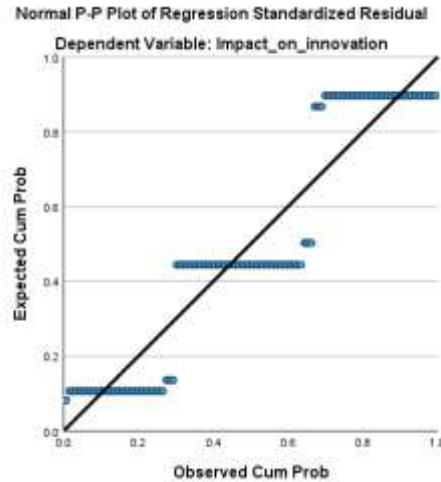
a. Dependent Variable: Impact\_on\_innovation

It will, therefore, look at the independent variable 'AI\_contribute\_creativity' influencing the dependent .Although nonzero, the R-square value of 0.006 is very low and thus seems to tell that the value accounted in explaining variance within the impact of AI's contribution to creativity on innovation is very small.The F-statistic here is 0.662 with a p-value of 0.418, so this regression model is not statistically significant.According to the analysis of the regression coefficients, if AI increases its contribution to creativity by 1 unit, then its impact on innovation will correspondingly increase by 0.117; however, this relation is not statistically significant.



**Figure 5 'AI\_contribute\_creativity' influencing the dependent variable 'Impact\_on\_innovation'**

The histogram is bell-shaped, so the residuals are normally distributed. This is important for the validity of the regression model.The mean value of the residuals is very near to 0 at about -3.68E-16, thus indicating that the model is predicting the dependent variable accurately.The standard error of the residuals—0.995—gives the idea of the spread or variability of the residuals around the mean.There are some clear outliers at the tail-ends of the distribution, plus some residuals quite far from the normal range. Such outliers might need more investigation to see if they are unusual data points that will bias the model.



**Figure 6** 'AI\_contribute\_creativity' influencing the dependent variable 'Impact\_on\_innovation'. Normal P-P plot

The plotted points of the residuals run very close to the diagonal reference line, which indicates that they are normally distributed to a remarkably good degree. This will give very strong evidence that the normality assumption is met. No extreme deviations or outliers from the diagonal line are present, which generally provides excellent confirmation of a good fit to a normal distribution of the residuals. This suggests, through a linear trend in the plotted points, that there may be some kind of robust linear relationship between the observed cumulative probabilities and expected cumulative probabilities under the normal distribution. The following is a Normal P-P plot of residuals from a regression model, hence showing that the residuals are normally distributed. This assumption is very critical to the reliability and validity of the statistical inference.

The closer the points are to the diagonal line; the more confidence is infused into the appropriateness and strength of the regression model. This increases the credibility of the insights and conclusions derived from the analysis.

**H5: Creativity mediates the relationship between AI adoption and business innovation.**

In order to test this mediation hypothesis, I will use the test of mediation analysis, either the Sobel or the Preacher and Hayes method, to assess the indirect effect of AI adoption on business innovation through the mediation of creativity.

**Table 15** Descriptive Statistic effect of AI adoption on business innovation through the mediation of creativity.

	Mean	Std. Deviation	N
Impact_on_innovation	4.04	.796	108

AI_enhance_innovation	4.35	.535	108
AI_contribute_creativity	4.35	.535	108
AI_utilization	3.14	.826	108

In the variables, "Impact\_on\_innovation" is the dependent variable with a mean of 4.04, and a standard deviation of 0.796. Independent variables include "AI\_enhance\_innovation" with a mean of 4.35 and a standard deviation of 0.535, "AI\_contribute\_creativity" has a mean evaluation of 4.35, with a standard deviation of 0.535. The other independent variable is "AI\_utilization" with a mean evaluation of 3.14 and a standard deviation of 0.826.

**Table 16 Correlations**

		Impact_on_innovation	AI_enhance_innovation	AI_contribute_creativity	AI_utilization
Pearson Correlation	Impact_on_innovation	1.000	.079	.079	.817
	AI_enhance_innovation	.079	1.000	1.000	-.091
	AI_contribute_creativity	.079	1.000	1.000	-.091
	AI_utilization	.817	-.091	-.091	1.000
Sig. (1- tailed)	Impact_on_innovation	.	.209	.209	<.001
	AI_enhance_innovation	.209	.	.000	.176
	AI_contribute_creativity	.209	.000	.	.176
	AI_utilization	.000	.176	.176	.
N	Impact_on_innovation	108	108	108	108
	AI_enhance_innovation	108	108	108	108
	AI_contribute_creativity	108	108	108	108
	AI_utilization	108	108	108	108

The dependent variable "Impact\_on\_innovation" strongly positively correlates with the independent variable "AI\_utilization" at 0.817, which is statistically significant at  $p < 0.001$ . At the same time, "Impact\_on\_innovation" has a very weak correlation with the other two independent variables: "AI\_enhance\_innovation" and "AI\_contribute\_creativity," with a value of 0.079, and is not statistically significant. The two independent variables "AI\_enhance\_innovation" and "AI\_contribute\_creativity" are perfectly correlated with each other, with a correlation coefficient of 1.000. The independent variable "AI\_utilization" is very weakly negatively correlated with the other two independent variables; however, all such correlations are not statistically significant.

**Table 17 Model Summary**

Model	R	R Square	Adjusted R Square	Std. Error of the Estimate	R Square Change	Change Statistics			Sig. F Change	Selection Criteria				Durbin-PRESS	Watson
						F Change	df1	df2		Akaike Information Criterion	Amemiya Prediction Criterion	Mallows' Prediction Criterion	Schwarz Bayesian Criterion		
1	.079a	.006	-.003	.798	.006	.662	1	106	.418	-46.872	1.031	233.140b	-41.507		
2	.831c	.690	.685	.447	.684	232.140	1	105	<.001	-170.858	.327	3.000b	-162.811	22.874	2.141

a. Predictors: (Constant), AI\_contribute\_creativity

b. Multicollinearity is present. The following variables were not included in the full model used for calculation of the Mallows' Prediction Criterion: AI\_enhance\_innovation

c. Predictors: (Constant), AI\_contribute\_creativity, AI\_utilization

d. Dependent Variable: Impact\_on\_innovation

Indeed, the first model, as revealed by the data, has a weak correlation between independent variable "AI\_contribute\_creativity" and dependent variable "Impact\_on\_innovation". The R-squared value is 0.006, thereby explaining only 0.6% of the variation in the dependent variable. The adjusted R-squared comes to be -0.003, which means there is no predictive power. The standard error of the estimate is 0.798 units, while change statistics show no statistical significance. The predictive ability for out-of-sample conditions, as suggested by model selection criteria, is not very good in the estimated models. The second model has a strong correlation and is well predictive, making it suitable for the data.

**Table 18 ANOVA**

Model		Sum of Squares	Df	Mean Square	F	Sig.
1	Regression	.421	1	.421	.662	.418b
	Residual	67.430	106	.636		
	Total	67.852	107			
2	Regression	46.851	2	23.426	117.124	<.001c
	Residual	21.001	105	.200		
	Total	67.852	107			

a. Dependent Variable: Impact\_on\_innovation

b. Predictors: (Constant), AI\_contribute\_creativity

c. Predictors: (Constant), AI\_contribute\_creativity, AI\_utilization

The result for the regression sum of squares indicates that the independent variable "AI\_contribute\_creativity" explains only a very small part in the dependent variable "Impact\_on\_innovation." The sum of squares residuals is 67.430, indicating other factors that are not accounted for with these variables. No effect is significantly large as can be seen from the F-

statistic 0.662. The results under model 2 have the two independent variables "AI\_enhance\_innovation" and "AI\_utilization" that account for most variability.

**Table 18 Coefficients**

Model		Unstandardized Coefficients		Standardized Coefficients Beta	t	Sig.	95.0% Confidence Interval for B		Collinearity Statistics	
		B	Std. Error				Lower Bound	Upper Bound	Tolerance	VIF
1	(Constant)	3.527	.632		5.581	<.001	2.274	4.779		
	AI_contribute_creativity	.117	.144	.079	.814	.418	-.168	.403	1.000	1.000
2	(Constant)	.525	.405		1.294	.199	-.279	1.328		
	AI_contribute_creativity	.229	.081	.154	2.825	.006	.068	.390	.992	1.008
	AI_utilization	.801	.053	.831	15.236	<.001	.697	.906	.992	1.008

a. Dependent Variable: Impact\_on\_innovation

The independent variables considered in the study are AI\_contribute\_creativity and AI\_utilization. According to these unstandardized coefficients, their relationship and combined driving force of innovation are weak, evidenced by values of 0.814 of the t-statistic and a corresponding 95% confidence interval of 0 for the effect of AI\_contribute\_creativity. The unstandardized coefficients for AI\_Utilization and AI\_Contribute\_Creativity, in contrast, were more potent, with corresponding t-statistics equal to 2.825 and 15.236, respectively, indicating a significant effect on the dependent variable. Furthermore, the 95% confidence intervals for the coefficients of AI\_Utilization and AI\_Contribute\_Creativity exclude zero.

**Table 18 Coefficient19 Collinearity Diagnostics**

Model	Dimension	Eigenvalue	Condition Index	(Constant)	Variance Proportions	
					AI_contribute_creativity	AI_utilization
1	1	1.993	1.000	.00	.00	
	2	.007	16.404	1.00	1.00	
2	1	2.945	1.000	.00	.00	.01
	2	.048	7.803	.02	.08	.87
	3	.007	21.143	.98	.92	.13

a. Dependent Variable: Impact\_on\_innovation

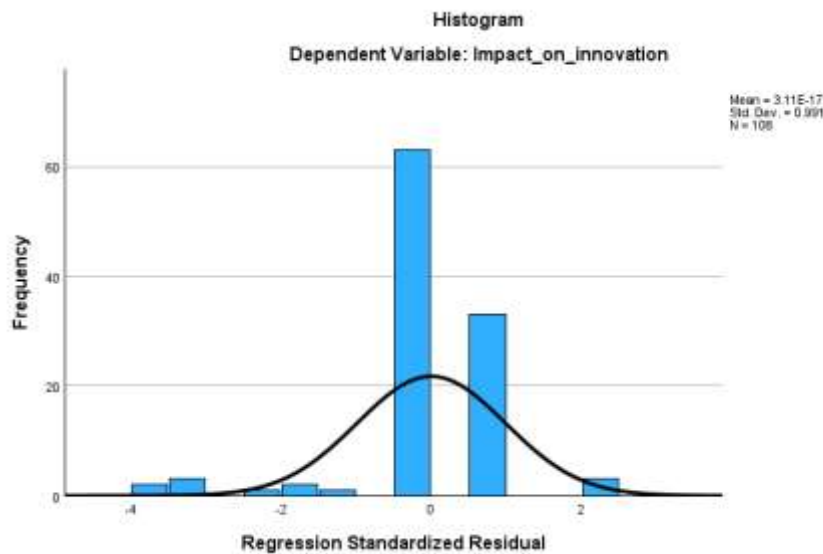
It has one dimension—eigen value—with a value of 1.993, indicating one independent variable. The Condition Index is 1.000, indicating no collinearity problems. The Variance Proportions for the constant and the independent variable are both 0.00—a pointer to no multicollinearity. The second model has three dimensions, eigenvalues, with a Condition Index of 2.945, 0.048, and 0.007. The Variance Proportions for the constant and AI\_utilization are both 0.00.

**Table 19 Coefficients Casewise Diagnosticsa**

Case Number	Std. Residual	Impact_on_innovation	Predicted Value	Residual
4	-3.169	3	4.42	-1.417
32	-3.169	3	4.42	-1.417
60	-3.169	3	4.42	-1.417
86	-3.681	3	4.65	-1.646
98	-3.681	3	4.65	-1.646

a. Dependent Variable: Impact\_on\_innovation

The descriptive statistics of the data is depicted by the mean, standard deviation, and sample size (N) of 4 variables: Impact\_on\_innovation, AI\_enh.From the correlation matrix, AI\_contribute\_creativity correlates highly positively (0.817) with Impact\_on\_innovation, while AI\_utilization correlates negatively but weakly (-0.091) with.The regression analysis reveals that AI explains a full significant 68.5% of the variance in predicting Impact on Innovation, which is additionally increased significantly when the second independent variable, AI Utilization, is added.



**Figure 8 regression standardized residuals of the dependent variable "Impact\_on\_innovation".**

This graph illustrates the histogram of the regression standardized residuals of the dependent variable "Impact\_on\_innovation". The histogram is a graphical impression of how the residuals from the regression model are distributed. The residuals' average equals 3.11e-17, which shows it to be a well-calibrated model and not systematically over- or under-predicting the dependent variable. The standard error is 0.991, so the residuals are tight around the mean. The distribution appears basically normal in that it peaks around 0 and tapers onto both sides. That's a very good

property for the residuals, because it means that the assumptions underlying the model are likely to be met.

This histogram, hence, insinuates that the regression model is doing a great job in capturing the trends in the data and coming up with reasonable predictions for the "Impact\_on\_innovation" variable. The normal distribution of the residuals tells that the model is well-specified and the assumptions are verified.

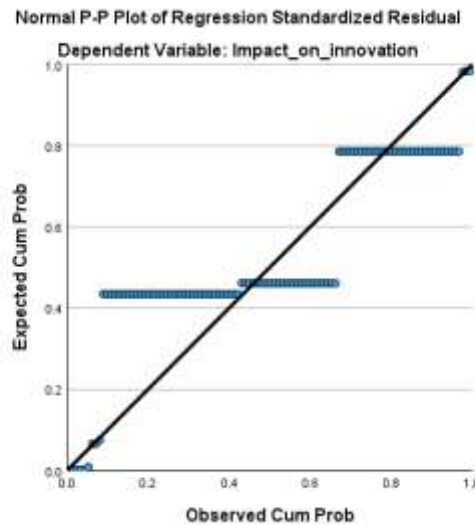


Figure 7 regression standardized residuals of the dependent variable "Impact\_on\_innovation".Normal P-P

Normal P-P Plot of the Regression Standardized Residuals of the dependent variable "Impact\_on\_innovation". The P-P plot of a diagnostic can be used to go back and check if the residual quantities are normally distributed. The data points lie very close to the 45-degree reference line, thus suggesting that the residuals are approximately normally distributed. Also, there are no large deviations and systematic patterns in the plotted points, again confirming the assumption of normality. The points are clumped closely around the reference line, which suggests that the residuals have constant variance (homoscedasticity).

The results confirm the normal distribution as seen already in the histogram offered previously. The two diagnostic plots, then, provide evidence of a well-specified regression model and that the underlying assumptions are met.

The fact that all the points lie close to the reference line indicates that the model is producing normally distributed residuals, prerequisite to the validity of the general statistical inferences drawn. This builds confidence in having reliable and interpretable results from the model.

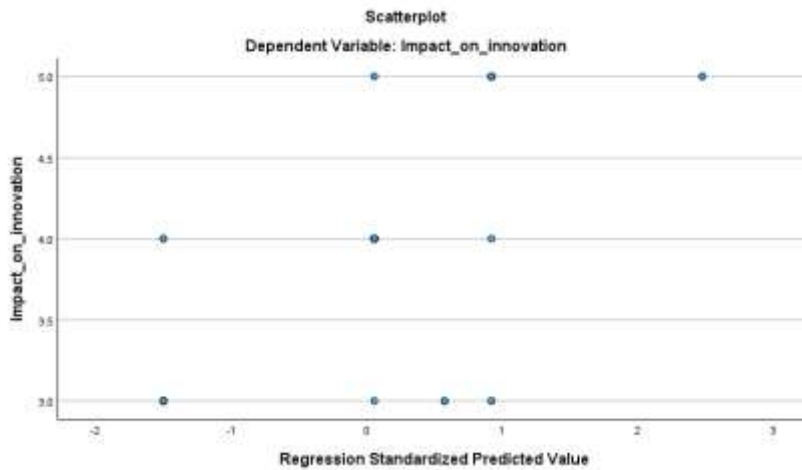


Figure 8 dependent variable "Impact\_on\_innovation"

This scatterplot describes the relationship between the regression standardized predicted values and the dependent variable "Impact\_on\_innovation". This plot includes more insights about the performance of the regression model. The points are found to be relatively closely packed around the regression line, indicating less dispersion and good linearity between the predicted values and the observed values of "Impact\_on\_innovation". A positive trend is clear in this graph: as the observed "Impact\_on\_innovation" values increase, the predicted values increase. This is in line with the positive regression coefficients found in the previous analysis. The dots are distributed relatively equally above and below the regression line. This already seems to indicate that there will not be clear patterns or outliers. As a result, the model seems to capture the underlying relationship well, and residuals will be homoscedastic.

These are the predicted values, ranging from approximately -1 to 2, that correspond to the range of observed values for "Impact\_on\_innovation" in this data. The scatterplot hence confirms the strong predictive power of the regression model to be in the tight clustering of the points around the regression line. Again, this representation finds a base in the previous diagnostic checks that further support the validity and reliability of the model to explain the variation in the "Impact\_on\_innovation" variable.

## CONCLUSION

The study provides strong evidence on the influence of AI adoption and capabilities on creativity and innovation within businesses. At the same time, vigorous multiple regression analyses deliver results that yield substantial insights relating to the transformative potential of AI within the landscape of business enterprises. H1: AI adoption positively influences creativity in businesses.



Results indicate that the influence of AI adoption on creativity is rather subtle. Noticeably, "AI utilization" exerts a statistically significant negative effect on creativity, while the case of "AI in business" does not prove to be significant. Even if these findings explain just a small portion of variation in creativity, they underline the critical necessity of strategic AI utilization in fostering creativity. H2: AI capability positively affects organizational creativity—The research finds strong evidence that "AI contributes to creativity" with high statistical significance, high variance explanation. In other words, it will portray the strength of AI capabilities as the driver of creative processes in a business and vindicate that strategic importance lies in harnessing AI for better creative outcomes. H3: Business innovation is influenced by AI adoption. It can be noticed that the fitted regression model shows "AI utilization" having a large, positive effect on innovation at high levels of statistical significance, while no significant effect of "AI in business" has been found. Results strongly support the notion that effective integration of AI tools might be one of the factors responsible for boosting innovation. H4: AI Capabilities have a positive effect on business innovation: As expected, "AI contributes to creativity" does not significantly influence innovation, and the model's explanatory power is extremely low. Said differently, although AI capabilities improve creativity, their direct influence on innovation can be complemented by other factors or conditions not controlled by this research. H5: Mediation of AI adoption on business innovation with creativity. A more interesting set of findings is obtained from the mediation analysis on the fact that variable "AI utilization" influences innovation.

Once the mediator "AI contribute to creativity" was added, most of the variance explained in innovation was captured by the model. These results indicate that AI adoption indirectly induces innovation mediated through creativity, thus proving their interrelationship. Implications The results clearly demonstrate the transformation power of AI influence that interjects business creativity and innovation. On the other hand, while AI use is shown to be one more imperative driver, its mere adoption sans strategy concerning its application does not automatically justify an augmentation in creativity or innovation. It is, therefore, the incumbency of businesses to ensure that the deployment of effective AI utilization and capabilities in support of creativity are at core and can yield large innovative gains. Limitations/Future Research Although the research provides several key insights, the explanatory power for some models was relatively low and indicates presence of other variables impacting creativity and innovation that were not considered. Future studies have to increase the scope of factors and contingencies that might enlarge the effect of AI adoption and capabilities. This will go on to increase the scope for understanding the maximization of creativity and innovation of businesses through AI.

## REFERENCES

Akter, S., Michael, K., Uddin, M. R., McCarthy, G., & Rahman, M. (2020). Transforming business using digital innovations: the application of AI, blockchain, cloud and data

- analytics. *Annals of Operations Research*, 308(1).  
<https://link.springer.com/article/10.1007/s10479-020-03620-w>
- Amankwah-Amoah, J., Abdalla, S., Mogaji, E., Elbanna, A., & Dwivedi, Y. K. (2024). The impending disruption of creative industries by generative AI: Opportunities, challenges, and research agenda. *International Journal of Information Management*, 79, 102759.  
<https://doi.org/10.1016/j.ijinfomgt.2024.102759>
- Barber, O. (2021). Artificial intelligence in decision making - Big overview from InData Labs. *InData Labs*. <https://indatalabs.com/blog/artificial-intelligence-decision-making>
- Boogaard, K. (2023). *Decision-making process: Steps, tips, and strategies*. Work Life by Atlassian.  
<https://www.atlassian.com/blog/teamwork/decision-making-process>
- Braver, T. S., Krug, M. K., Chiew, K. S., Kool, W., Westbrook, J. A., Clement, N. J., Adcock, R. A., Barch, D. M., Botvinick, M. M., Carver, C. S., Cools, R., Custers, R., Dickinson, A., Dweck, C. S., Fishbach, A., Gollwitzer, P. M., Hess, T. M., Isaacowitz, D. M., Mather, M., & Murayama, K. (2014). Mechanisms of motivation–cognition interaction: challenges and opportunities. *Cognitive, Affective, & Behavioral Neuroscience*, 14(2), 443–472.  
<https://doi.org/10.3758/s13415-014-0300-0>
- Burström, T., Parida, V., Lahti, T., & Wincent, J. (2021). AI-enabled business-model innovation and transformation in industrial ecosystems: A framework, model and outline for further research. *Journal of Business Research*, 127, 85–95.  
<https://doi.org/10.1016/j.jbusres.2021.01.016>
- Cetinic, E., & She, J. (2022). Understanding and Creating Art with AI: Review and Outlook. *ACM Transactions on Multimedia Computing, Communications, and Applications*, 18(2), 1–22.  
<https://doi.org/10.1145/3475799>
- Chen, Y., & Bellavitis, C. (2019). Blockchain Disruption and Decentralized Finance: The Rise of Decentralized Business Models. *SSRN Electronic Journal*.  
<https://doi.org/10.2139/ssrn.3483608>
- Chen, Y., Wang, Y., Nevo, S., Benitez-Amado, J., & Kou, G. (2015). IT capabilities and product innovation performance: The roles of corporate entrepreneurship and competitive intensity. *Information & Management*, 52(6), 643–657.  
<https://doi.org/10.1016/j.im.2015.05.003>
- Collins, C., Dennehy, D., Conboy, K., & Mikalef, P. (2021). Artificial intelligence in information systems research: A systematic literature review and research agenda. *International Journal of Information Management*, 60(102383). Sciencedirect.  
<https://doi.org/10.1016/j.ijinfomgt.2021.102383>
- Colson, E. (2019, July 8). *What AI-Driven Decision Making Looks Like*. Harvard Business Review.  
<https://hbr.org/2019/07/what-ai-driven-decision-making-looks-like>
- Eapen, T. T., Finkenstadt, D. J., Folk, J., & Venkataswamy, L. (2023, July). *How Generative AI Can Augment Human Creativity*. Harvard Business Review. <https://hbr.org/2023/07/how-generative-ai-can-augment-human-creativity>

- Evans, S., Vladimirova, D., Holgado, M., Van Fossen, K., Yang, M., Silva, E. A., & Barlow, C. Y. (2017). Business model innovation for sustainability: Towards a unified perspective for creation of sustainable business models. *Business Strategy and the Environment*, 26(5), 597–608. <https://doi.org/10.1002/bse.1939>
- Fortino, A. (2023). Embracing creativity: How AI can enhance the creative process. *NYU School of Professional Studies*. <https://www.sps.nyu.edu/homepage/emerging-technologies-collaborative/blog/2023/embracing-creativity-how-ai-can-enhance-the-creative-process.html>
- Füller, J., Hutter, K., Wahl, J., Bilgram, V., & Tekic, Z. (2022). How AI revolutionizes innovation management – Perceptions and implementation preferences of AI-based innovators. *Technological Forecasting and Social Change*, 178(178), 121598. <https://doi.org/10.1016/j.techfore.2022.121598>
- George, G., McGahan, A. M., & Prabhu, J. (2012). Innovation for Inclusive Growth: Towards a Theoretical Framework and a Research Agenda. *Journal of Management Studies*, 49(4), 661–683. <https://doi.org/10.1111/j.1467-6486.2012.01048.x>
- Gerard, G., George, G., McGahan, A. M., & Prabhu, J. (2024). Innovation for Inclusive Growth: Towards a Theoretical Framework and a Research Agenda. *Journal of Management Studies*, 49(4), 661–683. [https://econpapers.repec.org/article/blajomstd/v\\_3a49\\_3ay\\_3a2012\\_3ai\\_3a4\\_3ap\\_3a661-683.htm](https://econpapers.repec.org/article/blajomstd/v_3a49_3ay_3a2012_3ai_3a4_3ap_3a661-683.htm)
- Gruetzemacher, R., & Whittlestone, J. (2021). The Transformative Potential of Artificial Intelligence. *Futures*, 135(102884). <https://doi.org/10.1016/j.futures.2021.102884>
- Haan, K. (2023). How businesses are using artificial intelligence in 2024. *Forbes*. <https://www.forbes.com/advisor/business/software/ai-in-business/>
- Hartley, J., Rønning, R., Fuglsang, L., & Geuijen, K. (2022). Innovation Concepts and Processes. *Springer EBooks*, 21–60. [https://doi.org/10.1007/978-3-031-15203-0\\_2](https://doi.org/10.1007/978-3-031-15203-0_2)
- Hassan, M. (2022). *Mixed Methods Research - Types & Analysis*. Research Method. <https://researchmethod.net/mixed-methods-research/>
- Herath, H. M. K. K. M. B., & Mittal, M. (2022). Adoption of artificial intelligence in smart cities: A comprehensive review. *International Journal of Information Management Data Insights*, 2(1), 100076
- Jain, N. (2023). What is innovation? Definition, types, examples, and process. *IdeaScale*. <https://ideascale.com/blog/what-is-innovation/>
- Janssens, C., Havlík, P., Krisztin, T., Baker, J., Frank, S., Hasegawa, T., Leclère, D., Ohrel, S., Ragnauth, S., Schmid, E., Valin, H., Van Lipzig, N., & Maertens, M. (2021). International trade is a key component of climate change adaptation. *Nature Climate Change*, 11(11), 915–916. <https://doi.org/10.1038/s41558-021-01201-8>
- Kiel, D., Arnold, C., & Voigt, K.-I. (2017). The influence of the Industrial Internet of Things on business models of established manufacturing companies – A business level

- perspective. *Technovation*, 68(1), 4–19.  
<https://doi.org/10.1016/j.technovation.2017.09.003>
- Lee, M. C. M., Scheepers, H., Lui, A. K. H., & Ngai, E. W. T. (2023). The implementation of artificial intelligence in organizations: A systematic literature review. *Information & Management*, 60(5), 103816. <https://doi.org/10.1016/j.im.2023.103816>
- McEnroe, P., Wang, S., & Liyanage, M. (2022). A Survey on the Convergence of Edge Computing and AI for UAVs: Opportunities and Challenges. *IEEE Internet of Things Journal*, 9(17), 15435–15459. <https://doi.org/10.1109/JIOT.2022.3176400>
- Nosratabadi, S., Mosavi, A., Shamshirband, S., Zavadskas, E., Rakotonirainy, A., & Chau, K. (2019). Sustainable Business Models: A Review. *Chicago Booth: Michael P. Polsky Center for Entrepreneurship Research Paper Series*.  
<https://www.semanticscholar.org/paper/Sustainable-Business-Models%3A-A-Review-Nosratabadi-Mosavi/a8a2e5db4f5276ac0d475636dffda690b7d4ddd9>
- Oltmann, S. (2016). *Qualitative interviews: A methodological discussion of the interviewer and respondent contexts*. ResearchGate.  
[https://www.researchgate.net/publication/318701108\\_Qualitative\\_Interviews\\_a\\_Methodological\\_Discussion\\_of\\_the\\_Interviewer\\_and\\_Respondent\\_Contexts](https://www.researchgate.net/publication/318701108_Qualitative_Interviews_a_Methodological_Discussion_of_the_Interviewer_and_Respondent_Contexts)  
[https://www.researchgate.net/publication/304876962\\_Qualitative\\_Interviews\\_A\\_Methodological\\_Discussion\\_of\\_the\\_Interviewer\\_and\\_Respondent\\_Contexts](https://www.researchgate.net/publication/304876962_Qualitative_Interviews_A_Methodological_Discussion_of_the_Interviewer_and_Respondent_Contexts)
- Onetti, A., Zucchella, A., Jones, M. V., & McDougall-Covin, P. P. (2010). Internationalization, innovation and entrepreneurship: business models for new technology-based firms. *Journal of Management & Governance*, 16(3), 337–368.  
<https://doi.org/10.1007/s10997-010-9154-1>
- Peiser, J. (2023). *A common, illegal tactic retailers use to lure consumers*. Washington Post.  
<https://www.washingtonpost.com/business/2023/11/21/fake-sale-deceptive-pricing/>
- Pekovic, S., & Vogt, S. (2020). The Fit between Corporate Social Responsibility and Corporate governance: the Impact on a Firm's Financial Performance. *Review of Managerial Science*, 15(4). <https://doi.org/10.1007/s11846-020-00389-x>
- Prabhu, J., & Jain, S. (2015). Innovation and entrepreneurship in India: Understanding jugaad. *Asia Pacific Journal of Management*, 32(4), 843–868. <https://doi.org/10.1007/s10490-015-9445-9>
- Qian, Y., Siau, K. L., & Nah, F. F. (2024). Societal impacts of artificial intelligence: Ethical, legal, and governance issues. *Societal Impacts*, 3, Article 100040.  
<https://doi.org/10.1016/j.socimp.2024.100040>
- Rachinger, M., Rauter, R., Müller, C., Vorraber, W., & Schirgi, E. (2018). Digitalization and its influence on business model innovation. *Journal of Manufacturing Technology Management*, 30(8), 1143–1160. <https://doi.org/10.1108/jmtm-01-2018-0020>
- Rahmaniar, W., Ma'arif, A., Qazi, & Iskandar, M. E. (2023). AI in industry: Real-world applications and case studies. <https://doi.org/10.36227/techrxiv.23993565>

- Richter, M. (2013). Business model innovation for sustainable energy: German utilities and renewable energy. *Energy Policy*, 62, 1226–1237. <https://doi.org/10.1016/j.enpol.2013.05.038>
- Rindova, V. (2015). Unlocking the hidden value of concepts: A cognitive approach to business model innovation. *Strategic Entrepreneurship Journal*. [https://www.academia.edu/86914650/Unlocking the Hidden Value of Concepts A Cognitive Approach to Business Model Innovation](https://www.academia.edu/86914650/Unlocking_the_Hidden_Value_of_Concepts_A_Cognitive_Approach_to_Business_Model_Innovation)
- Saebi, T., & Foss, N. J. (2015). Business models for open innovation: Matching heterogeneous open innovation strategies with business model dimensions. *European Management Journal*, 33(3), 201–213. <https://doi.org/10.1016/j.emj.2014.11.002>
- Sarooghi, H., Libaers, D., & Burkemper, A. (2015). Examining the relationship between creativity and innovation: A meta-analysis of organizational, cultural, and environmental factors. *Journal of Business Venturing*, 30(5), 714–731.
- Shvets, D. (2022). How AI Creativity Affects Human Art And Business. *Forbes*. <https://www.forbes.com/sites/forbesbusinesscouncil/2022/12/19/how-ai-creativity-affects-human-art-and-business/?sh=533072f2227f>
- Siemens, G., Marmolejo-Ramos, F., Gabriel, F., Medeiros, K., Marrone, R., Joksimovic, S., & de Laat, M. (2022). Human and artificial cognition. *Computers and Education: Artificial Intelligence*, 3, 100107. <https://doi.org/10.1016/j.caeai.2022.100107>
- Sjödin, D., Parida, V., Palmié, M., & Wincent, J. (2021). How AI capabilities enable business model innovation: Scaling AI through co-evolutionary processes and feedback loops. *Journal of Business Research*, 134(1), 574–587. <https://doi.org/10.1016/j.jbusres.2021.05.009>
- Soori, M., Arezoo, B., & Dastres, R. (2023). Artificial intelligence, machine learning, and deep learning in advanced robotics: A review. *Cognitive Robotics*, 3(1), 54–70. <https://doi.org/10.1016/j.cogr.2023.04.001>
- Sun, T., Liu, X., Qiu, X., & Huang, X. (2022). Paradigm Shift in Natural Language Processing. *Machine Intelligence Research*, 19(3), 169–183. <https://doi.org/10.1007/s11633-022-1331-6>
- Sunder, J., Sunder, S. V., & Zhang, J. (2014). CEO Sensation Seeking and Corporate Innovation. *SSRN Electronic Journal*. <https://doi.org/10.2139/ssrn.2474909>
- Teece, D. J. (2010). Business Models, Business Strategy and Innovation. *Long Range Planning*, 43(2-3), 172–194. <https://doi.org/10.1016/j.lrp.2009.07.003>
- Veena. (2023). Understanding the different types of innovation at the heart of change. *Stanford Online*. <https://online.stanford.edu/understanding-different-types-innovation-heart-change>
- Wamba-Taguimdje, S.-L., Fosso Wamba, S., Kala Kamdjoug, J. R., & Tchatchouang Wanko, C. E. (2020). Influence of artificial intelligence (AI) on firm performance: the business value of AI-based transformation projects. *Business Process Management Journal*, 26(7), 1893–1924. <https://doi.org/10.1108/BPMJ-10-2019-0411>

- Wilson, H. J., & Daugherty, P. R. (2018). Collaborative intelligence: Humans and AI are joining forces. *Harvard Business Review*. <https://hbr.org/2018/07/collaborative-intelligence-humans-and-ai-are-joining-forces>
- Woon, E., & Pang, A. (2017). Explicating the information vacuum: stages, intensifications, and implications. *Corporate Communications: An International Journal*, 22(3), 329–353. <https://doi.org/10.1108/ccij-10-2016-0066>
- World Resources Institute. (2021). *Indonesia submits new 2030 climate targets and first long-term climate strategy*. <https://www.wri.org/news/statement-indonesia-submits-new-2030-climate-targets-and-first-long-term-climate-strategy>
- Xie, X., & Wang, H. (2021). How to bridge the gap between innovation niches and exploratory and exploitative innovations in open innovation ecosystems. *Journal of Business Research*, 124, 299–311. <https://doi.org/10.1016/j.jbusres.2020.11.058>